


# TEANECK TIMES

January 2016

www.teanecknj.gov



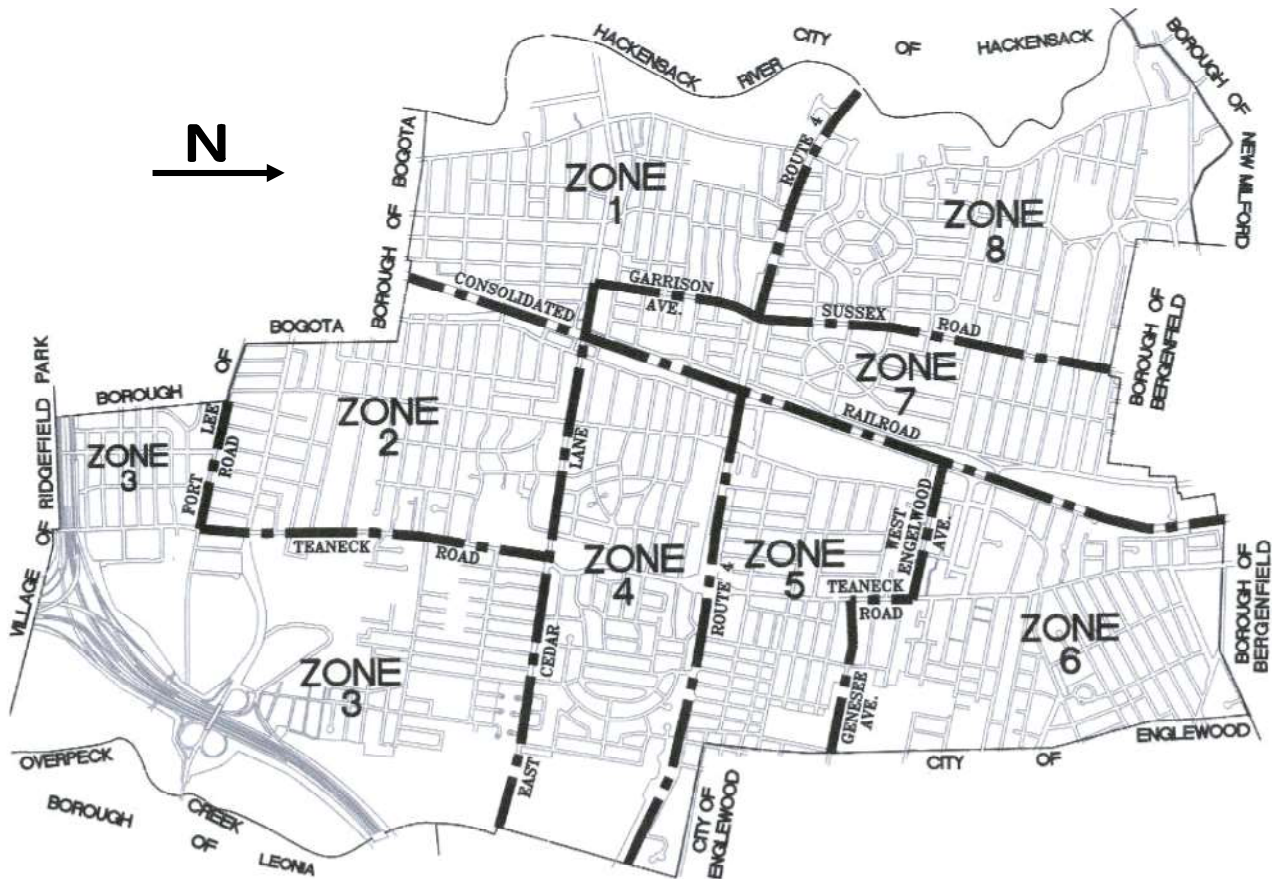
Sign up for  
SwiftReach, Nixle &  
other emergency  
alerts! See page 6

## INFORMATION GUIDE & RECYCLING CALENDAR

### TABLE OF CONTENTS

Recycling/Garden Debris Zone Map .....	pg. 2	Good Neighbor Program .....	pg. 8
Recycling/Garden Debris Rules & Regulations .....	pg. 3	Let's Move Update .....	pg. 8
Recycling Depot Hours .....	pg. 3	Power Outage Tips .....	pg. 9
Recycle More .....	pg. 3	Dangers Of Carbon Monoxide .....	pg. 9
Streetlight Outages .....	pg. 3	Reception/Warming and Cooling Centers .....	pg. 10
Street Sweeping Map and Schedule .....	pg. 4	Tax Payments- Online .....	pg. 10
Snow Emergency-No Parking .....	pg. 4	Online Tax Sale .....	pg. 10
Stormwater Regulations .....	pg. 5	Council Election .....	pg. 10
Garden Debris .....	pg. 5	Council Reorganization Meeting .....	pg. 10
Storm Damage Debris .....	pg. 5	Administration Building Opens in 2015 .....	pg. 10
Leaf Season .....	pg. 5	New Parking Lot at Votee Park West .....	pg. 10
Bergen County Utilities Authority Information .....	pg. 6	Trees Of Love .....	pg. 10
Group Emergency Preparedness Seminars .....	pg. 6	Sidewalk Replacement/ Root Cut .....	pg. 10
Daylight Saving Time Dates .....	pg. 6	Medicine Drop Box .....	pg. 11
Recreation Department News .....	pg. 6	Sanitary Sewers .....	pg. 11
Sign Up For Emergency Alerts .....	pg. 6	Snow Removal Regulations .....	pg. 11
Town-wide Garage Sale Dates .....	pg. 6	THS Forum Snow Removal Assistance .....	pg. 11
Confidential Paper Shredding Dates .....	pg. 6	Pet Licenses .....	pg. 11
Space Heater Safety .....	pg. 7	Pick Up After Your Dog .....	pg. 11
Heat Regulations .....	pg. 7	Resident Railcar Emergency Preparedness .....	pg. 12, 13
Candle Safety .....	pg. 7	Building Permits 101 .....	pg. 14
Community Emergency Response Team .....	pg. 8	Property Maintenance Code .....	pg. 14
Be A Good Neighbor .....	pg. 8	2016 Recycling Calendar .....	pg. 15
Good Morning Checkup Program .....	pg. 8	Teaneck Municipal Service Directory .....	Back Page

# RECYCLING / GARDEN DEBRIS ZONE MAP



## PICK-UP ZONES (Refer to monthly calendar for scheduled pick-up days)

Servicing the Township in eight (8) zones. They are as follows:

<b>Zone 1</b> - South of Route 4, West of Garrison Avenue, South of Cedar Lane, West of the Railroad.	<b>Zone 5</b> - East of the Railroad, North of Route 4 to West Englewood Avenue/Genesee Avenue to Englewood border.
<b>Zone 2</b> - South of Cedar Lane to Fort Lee Road, West of Teaneck Road to Bogota border/Railroad.	<b>Zone 6</b> - East of the Railroad to Englewood border, North of West Englewood Avenue/ Genesee Avenue to Bergenfield border.
<b>Zone 3</b> - South of East Cedar Lane, East of Teaneck Road, South of Fort Lee Road to Ridgefield Park and Bogota borders.	<b>Zone 7</b> - West of the Railroad, East of Sussex Road/ Garrison Avenue to Cedar Lane/Bergenfield border.
<b>Zone 4</b> - East of the Railroad, between Route 4 and Cedar Lane/ East Cedar Lane.	<b>Zone 8</b> - North of Route 4 to Bergenfield/ New Milford borders, West of Sussex Road to Hackensack border.

During emergencies or inclement weather, refer to the Township's website ([www.teanecknj.gov](http://www.teanecknj.gov)), social media networks ([facebook.com/teanecknjgov](https://facebook.com/teanecknjgov) or [twitter.com/teanecknjgov](https://twitter.com/teanecknjgov)) and/or the Recycling Hotline (201) 837-1600 ext. 1946 for information!

Stay informed with SwiftReach and Nixle emergency alerts.

You can sign up through the Township website ([www.teanecknj.gov](http://www.teanecknj.gov)) or [Nixle.com](http://Nixle.com).

# RECYCLING / GARDEN DEBRIS RULES & REGULATIONS

## RECYCLING DEPOT HOURS

(Residents Only)

**FRIDAY THROUGH SUNDAY: 7 a.m. to 2:45 p.m.**  
**Closed Monday through Thursday and Municipal Holidays**

**DPW ADDRESS: 1600 River Road Teaneck, NJ**  
**DPW HOURS: 7 a.m. to 3 p.m. Monday through Friday**

Recyclables should be placed curbside no earlier than 6 p.m. on the evening before your scheduled collection day and no later than 7 a.m. on the day of collection. Listed below are the only accepted items (**No PLASTIC BAGS PERMITTED**):

### RECYCLING CONTAINER(S)

\*Please rinse/clean all residue from container(s)\*

#### PLEASE USE YELLOW TOWNSHIP-ISSUED CANS FOR:

##### Commingled Recyclables:

Aluminum food and beverage containers:

Aluminum soda, beer cans, and pet food cans, etc.

Glass food and beverage containers:

Flint (clear) Amber (brown) Green

Ferrous cans:

Tin/Steel (soup, food, coffee cans, etc.)

Plastic containers with # 1, 2, 5 may include:

Soda and beverage bottles of various colors, milk and water jugs, detergent bottles, shampoo bottles, bleach bottles, ketchup bottles, syrup bottles, and yogurt containers, etc.

#### PLEASE USE BLUE TOWNSHIP-ISSUED CANS FOR:

##### Paper:

Newspaper

Magazines

Catalogs

Junk Mail

Paper Bags

Cardboard

Paperback and Telephone Books

Egg Cartons (cardboard only)

Anything else made of paper



The following restrictions and criteria apply to other recycling containers used by residents for commingled recyclable material and garden debris pick-up:

- 1) Containers must be no larger than 32 gallons in size.
- 2) Containers must not have wide bottoms with narrow tops (i.e. pickle barrels).
- 3) Containers must have handles.
- 4) Containers must be made of either plastic or lightweight metal, not cardboard.
- 5) Filled containers must not exceed 50 lbs.
- 6) NEWSPAPERS/MIXED PAPER for curbside collection must be tied into bundles, not more than 12" high and secured with string, twine or cord.
- 7) Corrugated cardboard must be flattened and tied for

### Batteries:

The Recycling Depot accepts vehicle batteries only. This material is not picked up curbside. For all other types of battery disposal, please refer to [www.bcua.org](http://www.bcua.org).

### White Goods /Appliance Pick Up:

Public Works offers free "white goods" pick up curbside by appointment. White goods are items such as washing machines, dryers, refrigerators, freezers, hot water heaters, air conditioners, and other appliances. To make an appointment, please call (201) 837-1600 ext. 1707.

### Electronics:

Computers, monitors, wires, cables, keyboards, computer mice, telephones, computer components, typewriters, fax machines, and household electronics (TVs, VCRs, DVD players, stereos, and microwaves) are accepted at the Recycling Depot. **Items such as TVs or radios in large wooden cabinets are not accepted.**

### Used Motor Oil:

Residents are permitted to bring used motor oil to the recycling depot during normal hours of operation. The used oil cannot be mixed with any other fluid such as antifreeze.

## RECYCLE MORE

Our enhanced program that began in 2011 continues to be very successful for residents and the Township.

In August of 2014, the Township began bringing recycling materials collected to Atlantic Coast Fibers in Passaic, New Jersey. The new vendor brought changes to the commodities that we collect. Plastic containers with #1, 2, and 5 are acceptable material. **Remember, no plastic bags are permitted;** plastic bags get caught in conveyor machines causing breakdowns at the processing plant.

From January through October, our total collection of recyclable commodities remained relatively the same as the previous year. Due to changes in the recycling market in 2014, the prices for each commodity decreased causing revenue collected during 2015 to decrease.

Year	PAPER/ CARBOARD (tons)	BOTTLES, CANS, PLASTICS #1, 2 & 5 (tons)
2014	1,581.43	982.37
2015	1,576.54	937.23

Residents continue to take advantage of our "used oil" drop off. The Township collected approximately 440 gallons from January through October 2015.

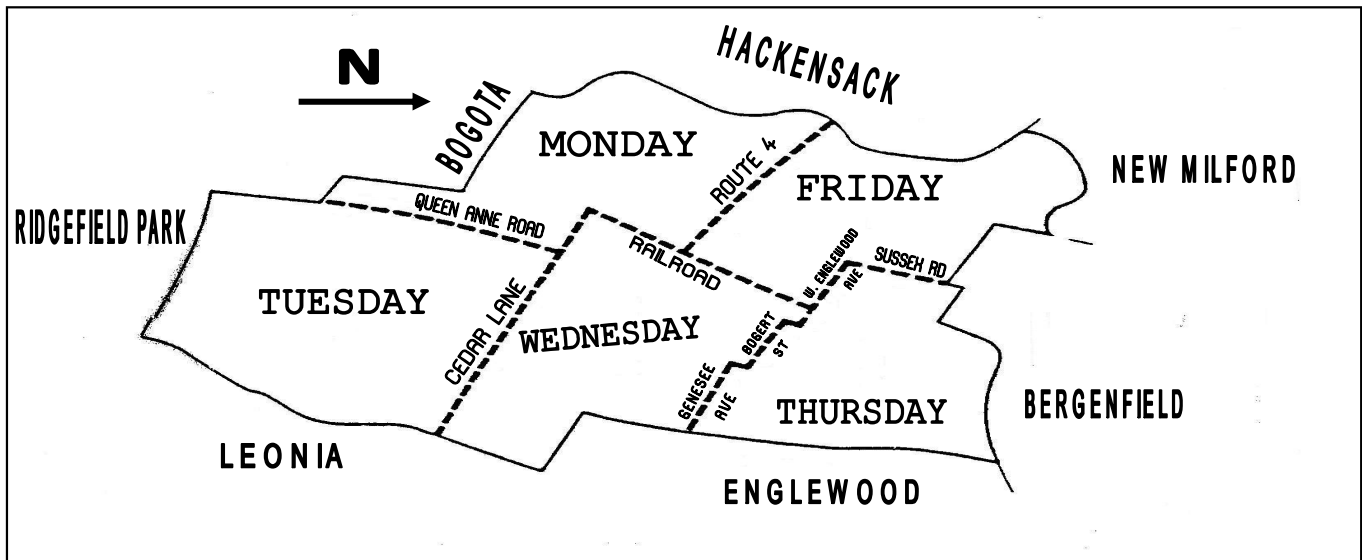
**DIDN'T GET YOUR RECYCLING CANS?** The Township provides yellow and blue recycling receptacles to residents. The first receptacle is free while the second receptacle is available for a nominal fee. Additional recycling cans and lids can be purchased at the Public Works facility. The 20-gallon blue can is \$15 while the 32-gallon yellow recycling can is \$20. The price for both lids is \$7.

## STREET LIGHT OUTAGES

Residents can report street light outages by calling PSEG at 800-436-7734 or going to their website: [www.PSEG.com](http://www.PSEG.com). You can also submit a service request at [www.teanecknj.gov](http://www.teanecknj.gov) or call the Teaneck Police Department at (201) 837-2600. When calling, please have location and pole number available.



# STREET SWEEPING MAP / SCHEDULE



## STREET SWEEPING

In order to maintain the cleanliness of Township streets, residential streets are swept once per week; business district streets are swept five days per week. The street sweeping schedule is interrupted only by the mammoth task of leaf collection between October and December. During leaf pick-up season residential streets are swept on a schedule dictated by leaf accumulation.

The effectiveness of our street sweeping program depends solely upon the cooperation of residents. Street sweepers cannot get curbside when cars are parked on the street on a sweeping day. To do your part, please ensure your vehicle(s) are off the street on your respective street sweeping day, in accordance with the following schedule:

<b><u>Monday</u></b>	South of Route 4 and west of the railroad south of Cedar Lane and west of Queen Anne Road.
<b><u>Tuesday</u></b>	East of Queen Anne Road and south of Cedar Lane.
<b><u>Wednesday</u></b>	East of the railroad, north of Cedar Lane to Genesee Avenue/ Bogert Street/ West Englewood Avenue.
<b><u>Thursday</u></b>	North of Genesee Avenue/ Bogert Street/ West Englewood Avenue to the Bergenfield line, and east of Sussex Road to the Englewood line.
<b><u>Friday</u></b>	North of Route 4 and west of the railroad, south of West Englewood Avenue and west of Sussex Road to the Bergenfield and New Milford borders and to the Hackensack River.
<b><u>NOTE:</u></b>	Boundary lines between districts run down the center of the street.

## SNOW EMERGENCY—NO PARKING

Parking of any vehicle on any portion of a public street is prohibited whenever snow is falling and the accumulation is such that it covers the public streets in the township and plowing is required, except where designated. The term "snow" includes sleet, hail and/or ice.

- ◆ Before storms begin, the main streets will be pre-treated with an environmentally safe solution that reduces the temperature at which snow freezes.
- ◆ During storms, snow plows will concentrate on keeping two lanes clear on every street.
- ◆ After storms, plows will return to widen the streets curb line to curb line.

**PLEASE wait to do your final clean-up after the streets are cleared, which is typically four to eight hours after the storm is over.**

For additional off-street parking, residents are encouraged to use any of the municipal parking lots. Beginning six hours before snow fall is predicted to start and until 24 hours after snow fall has stopped, all hourly limits and meter fees in Township lots are waived. Please refer to the Township's website for the list of municipal parking lots and authorized parking areas.

During winter months, snow and ice must be removed from public sidewalks after cessation of a storm. Commercial property owners or tenants have 12 hours to clear sidewalks; residential owners have 24 hours. Additionally, people who own properties at corners and at mid-block crosswalks must shovel a pathway from their shoveled sidewalk to the plowed portion of the street so that pedestrians can cross safely. Snow emergencies will be announced via Nixle & SwiftReach text message alerts. (See Page 6 for information on how to sign up.)



# STORMWATER REGULATIONS

## A Guide to Healthy Habits for Cleaner Water



Stormwater pollution is one of New Jersey's greatest threats to clean and plentiful water. Pollution on streets, parking lots and lawns is washed by rain into storm drains, then directly to our drinking water supplies, as well as the ocean and lakes. Fertilizer, oil, pesticides, detergents, pet waste, grass clippings and more all end up in our water!

By making small, easy changes in our daily lives, we can keep common pollutants out of stormwater. This will produce cleaner water and save the high cost of cleaning up once water becomes dirty.

As part of New Jersey's initiative to keep our water clean and plentiful and to meet federal requirements, many municipalities and other public agencies, including colleges and military bases, must adopt ordinances prohibiting various activities that contribute to stormwater pollution. Breaking these rules can result in fines and other penalties.

***As a resident or business owner, it is important to know easy things you can do every day to help protect our water:***

### **Limit your use of fertilizers and pesticides:**

- ◆ Perform a soil test to see if you need a fertilizer
- ◆ Do not apply fertilizers if heavy rain is predicted
- ◆ Research alternatives for pesticides
- ◆ Maintain a small lawn and keep the rest of your property or yard in a natural state with trees and other native vegetation that requires little or no fertilizer
- ◆ If you use fertilizers and pesticides, follow the instructions on the label on how to correctly apply it. Make sure you properly store or discard any unused portions.

### **Proper use and disposal of hazardous products:**

- ◆ Hazardous products include some household or commercial cleaning products, lawn and garden care products, motor oil, antifreeze & paints
- ◆ Do not pour any hazardous products down a storm drain; storm drains are usually connected to local bodies of water and the water is not treated
- ◆ If you have hazardous products in your home or workplace, make sure you store or dispose of them properly. Read the label for guidance.
- ◆ Use natural or less toxic alternatives when possible
- ◆ Recycle used motor oil
- ◆ In the event of a hazardous material spill, contact the Teaneck Fire Department at (201) 837-7783.

### **Keep pollution out of storm drains:**

- ◆ Municipalities and many other public agencies are required to mark certain storm drain inlets with messages reminding people that storm drains are connected to bodies of local water
- ◆ Do not let sewage or other waste flow into a stormwater system

### **Do not feed wild life:**

- ◆ Do not feed pigeons, ducks, and geese in public areas

### **Do not litter:**

- ◆ Place litter in trash receptacles
- ◆ Recycle. Recycle. Recycle.
- ◆ Participate in community clean-ups

### **Dispose of yard waste properly:**

- ◆ Follow the Township's yard waste rules; keep leaves and grass out of storm drains
- ◆ Use leaves and grass clippings as a resource for compost
- ◆ Use a mulching mower that recycles grass clippings into the lawn

### **Clean up after your pets:**

- ◆ Use newspaper, bags or pooper-scoopers to pick up waste.
- ◆ Dispose of wrapped pet waste in the trash; Never discard pet waste in a storm drain

## **CONTACT INFORMATION**

For more information on storm water related topics, visit [www.njstormwater.org](http://www.njstormwater.org) or contact the NJ Department of Environmental Protection, Municipal Storm Water Regulation Program at (609) 633-7021. Additional information is also available at the US Environmental Protection Agency websites:

[www.epa.gov/npdes/stormwater](http://www.epa.gov/npdes/stormwater)

[www.epa.gov/nps](http://www.epa.gov/nps)

## **GARDEN DEBRIS**

Garden debris is collected curbside on a weekly basis starting March 30<sup>th</sup> through October 8<sup>th</sup> (please refer to the calendar). Grass, leaves and small plant material must be placed in either non-disposable containers or biodegradable paper bags, weighing no more than 50 pounds each. Branches and shrubs must be cut into lengths no greater than four feet and tied into bundles weighing less than 50 pounds each. Landscapers and lawn services must comply with these requirements. Material that is not properly contained will not be picked up. Garden debris brought to the Depot does not need to be containerized or tied, but must not be in plastic bags.



## **STORM DAMAGE DEBRIS**

If tree parts fall during a storm, you must comply with the garden debris rules and regulations unless otherwise announced by the Township.



## **LEAF SEASON**

Leaf removal in the autumn is a monumental project that strains the resources of the DPW. During the period of leaf drop from about October to mid-December (see your recycling calendar for specific information) residents are permitted to rake leaves, loose grass, and small plants into the roadway at curbside.

The DPW collects leaves daily during this period, but the volume is so great and the weather is so unpredictable, that the leaf pickup cannot be scheduled. Be careful to only place leaves, grass cuttings, and small plant material in the leaf piles in the street. Do not place logs, branches, stones, or large plant material in the street during the leaf collection period, as they are not suitable for composting and could damage the street cleaning equipment.

## **BERGEN COUNTY UTILITIES AUTHORITY**

**Hotline: 201-807-5825**  
**Website: [www.BCUA.org](http://www.BCUA.org)**

### **2016 COMPUTER/ELECTRONICS RECYCLING, TIRE RECYCLING AND PAPER SHREDDING EVENTS**

#### Bergen County Campgaw Mountain Reservation

200 Campgaw Road, Mahwah  
Saturday, June 4, 2016  
Sunday, October 23, 2016  
Collection Hours: 9 a.m. to 2 p.m.  
(Rain or Shine)

#### Bergen Community College

400 Paramus Road, Paramus  
Saturday, April 2, 2016  
Sunday, August 21, 2016  
Collection Hours: 9 a.m. to 2 p.m.  
(Rain or Shine)

### **2016 HOUSEHOLD HAZARDOUS WASTE COLLECTION PROGRAM**

#### Bergen County College

400 Paramus Road, Paramus  
Sunday, April 17, 2016  
Sunday, June 26, 2016  
Sunday, October 16, 2016

#### Bergen County Utilities Authority

Foot of Empire Blvd., Moonachie  
Saturday, March 12, 2016  
Saturday, November 12, 2016

#### Bergen County Campgaw Mountain Reservation

200 Campgaw Road, Mahwah  
Saturday, May 14, 2016  
Saturday, July 23, 2016  
Saturday, September 10, 2016  
Collection Hours: 9:00 a.m. to 3:00 p.m.  
(Rain or Shine)

### **GROUP EMERGENCY PREPAREDNESS SEMINARS**

The Community Policing Bureau will offer group Emergency Preparedness Seminars in 2016. Any organizations located in Teaneck (religious, civic, sports, etc.) can request a group seminar by contacting the Community Policing Bureau at (201) 837-8759.

### **DAYLIGHT SAVING TIME DATES**

Daylight Saving Time will begin on **Sunday, March 13, 2016** and end on **Sunday, November 6, 2016**. Remember that when Daylight Saving Time begins, you set your clock ahead an hour. When it ends, you set your clock back an hour.

### **RECREATION DEPARTMENT NEWS**

Coming in 2016 online services for program registration and facility reservation!

## **SIGN UP FOR EMERGENCY ALERTS**

Residents can sign up to receive e-mail, text and/or telephone alerts prior to and during emergencies or severe weather. To begin the sign-up process, go to the Township website at [www.teanecknj.gov](http://www.teanecknj.gov), click on "Alert Me" on the left-hand side of the home page and fill in the form. After clicking "Sign Up" at the bottom of the form, click on the link that says "Continue to the Township of Teaneck OEM Emergency Notification Form". At the bottom of the page will be a "Swift911 Portal" where you can sign up for the Swiftreach Emergency Notifications by phone, email, and text message. Complete the form at the Swiftreach sign up.

After completing the form, you will receive a 4-digit Confirmation Code via email or phone message. Upon receiving the confirmation code, enter it into the "Registration Verification" box and click "Complete Registration". You are now registered with Swiftreach to receive alerts through your landline telephone, cellular phone, and via text message. Save your username and password to the Swiftreach portal as you may edit your vital information at any time by logging in to the system by visiting [teanecknj.gov/Swiftreach-911](http://teanecknj.gov/Swiftreach-911). Furthermore, to sign up for text message alerts from the Teaneck Police Department, go back to the home page and click on "Nixle Text Messages and Sign up".

### **TOWN-WIDE GARAGE SALES PLANNED FOR 2016**

In 2015, the Township held three town-wide garage sales in the spring, summer, and fall months.

Each season's garage sale drew an average of 70 participants who were able to sell items in front of their residence and interact with neighbors and visitors. The Manager's Office, in collaboration with the Township Council, was able to register participants through our website which included an interactive map with pins showing each participant's address. A listing of each address participating was included along with goods being sold at each address.

### **2016 TOWN-WIDE GARAGE SALE DATES:**

- ◆ **Saturday & Sunday, April 16<sup>th</sup> and April 17<sup>th</sup>**  
\* Sign-up begins on Monday, April 4<sup>th</sup>
- ◆ **Saturday & Sunday, July 16<sup>th</sup> and July 17<sup>th</sup>**  
\* Sign-up begins on Monday, June 27<sup>th</sup>
- ◆ **Saturday & Sunday, October 22<sup>nd</sup> and October 23<sup>rd</sup>**  
\* Sign-up begins on Monday, October 3<sup>rd</sup>

### **CONFIDENTIAL PAPER SHREDDING DATES**

The Township of Teaneck provides a semi-annual Confidential Paper Shredding service. Residents may bring their confidential documents to be shredded via a mobile shredding machine that will be parked in the Municipal Building Complex Parking Lot.

The 2016 dates are:

- |                |  |                        |
|----------------|--|------------------------|
| <b>Spring:</b> | <b>Saturday, April 16<sup>th</sup></b>   | <b>9 a.m. - 1 p.m.</b> |
|                | <b>Sunday, April 17<sup>th</sup></b>     | <b>9 a.m. - 1 p.m.</b> |
| <b>Fall:</b>   | <b>Saturday, October 22<sup>nd</sup></b> | <b>9 a.m. - 1 p.m.</b> |
|                | <b>Sunday, October 23<sup>rd</sup></b>   | <b>9 a.m. - 1 p.m.</b> |

## SPACE HEATER SAFETY

Forecasters predict a long, cold winter ahead, and the Teaneck Fire Department is concerned residents may supplement their central heating system with various types of space heaters. With that in mind, the Fire Department is providing the following information on space heaters and their use.

In a residential environment, space heaters (since they are portable) should be placed away from the edge of a bed or couch, and away from laundry or other household items that may fall on them. Space heaters need a minimum clearance of three feet of space around them, free from furniture, clothing, draperies, curtains, toys and other loose items of wood, plastic, cloth or paper. This clearance needs to be strictly maintained to ensure the safety of all occupants. Be aware that pets can also pose a danger by placing themselves or objects too close to heaters.

Electric heaters must only be plugged directly into a permanent wall outlet. Using an extension cord, even a "heavy duty appliance" extension cord, will drop the voltage and cause the electric heater to draw even more current, heating the plastic insulation which can cause the extension cord to erupt in flames. The outlet itself must be in good condition, tightly grasping the plug. If the cord is three-pronged, use only a three-pronged outlet. Adapters should not be used, as they can cause the same fires as extension cords.

If you use a kerosene heater, you are bringing a flammable liquid indoors. Kerosene heaters must be allowed to cool, then taken outdoors away from the house to be fueled. Never use gasoline or used motor oil to fuel a kerosene heater, and be sure to clean up any spills. The right grade of kerosene must be used to avoid an explosion/fire. Kerosene heaters also use up oxygen and emit carbon monoxide, so keep a window partly open when using one. Kerosene heaters are illegal in any rental housing, business, commercial or public building, according to the NJ Uniform Fire Code.

If you are contemplating a permanent additional heat source, such as a fireplace, wood stove, or coal stove, stop by the Building Department first. Permanent installations of fuel-burning appliances are strictly regulated by the NJ Uniform Construction Code. Building inspectors will carefully check that all clearance, venting and other safety requirements of the manufacturer's labeled installation instructions are completely followed.

Should you have any fire safety questions, contact the Teaneck Fire Department, Fire Prevention Bureau at 201-808-8080, x5202. For fixed heater code questions, the Teaneck Building Department can be reached at 201-837-1600, x1100.

## HEAT REGULATIONS

Landlords should be aware that beginning the 1<sup>st</sup> of September until the 1<sup>st</sup> of June each year, they are required to maintain the following as per Township of Teaneck Ordinance 21-31 and 21-32:

*Heat must be furnished for every occupied room in your dwelling so that the minimum temperature is 70 degrees Fahrenheit between 6am and 11pm and a minimum temperature of 65 degrees Fahrenheit between 11pm and 6am or whenever the street temperature falls below 55 degrees Fahrenheit. You must also contact the Health Department whenever a breakdown occurs requiring a repair to the heating system.*

This is also a great time to install carbon monoxide detectors and smoke detectors. These devices can be purchased at any local hardware store or home supply center. If you have any questions, please contact the Teaneck Health Department at (201) 837-1600 ext. 1500 or [health@teanecknj.gov](mailto:health@teanecknj.gov).

## CANDLE SAFETY

The Teaneck Fire Department reminds residents that a candle is an open flame. It can easily ignite any nearby combustible. Nationwide:



- ◆ Candle fires account for an estimated 5% of all reported home fires.
- ◆ 40% of home candle fires started in the bedroom, resulting in 30% of associated civilian deaths. Home candle fires have more than tripled since the low of 5,500 in 1990.
- ◆ December had almost twice the number of home candle fires than in an average month.
- ◆ 50% of home candle fires occurred when some form of combustible material was left or came too close to the candle. 18% occurred after candles were left unattended, abandoned or inadequately controlled. 5% were started by people (usually children) playing with the candle.
- ◆ Falling asleep was a factor in 12% of home candle fires and in 25% of home candle fire deaths.

## SAFETY TIPS

- ◆ Extinguish all candles when leaving the room or going to sleep.
- ◆ Keep candles away from items that can catch fire, such as clothing, books, and curtains.
- ◆ Use candle holders that are sturdy, will not tip over easily, are made from a material that cannot burn, and are large enough to collect dripping wax.
- ◆ Keep candles and all open flames away from flammable liquids.
- ◆ Keep candle wicks trimmed to one-quarter inch and extinguish taper and pillar candles when they get to within two inches of the holder. Votives and containers should be extinguished before the last half-inch of wax starts to melt.
- ◆ During power outages, avoid carrying a lit candle; use a battery-operated candle or a flashlight.

## JOIN OUR COMMUNITY EMERGENCY RESPONSE TEAM

The Community Emergency Response Team (CERT) Program partners community members and emergency services personnel together for coordinated responses following a catastrophic disaster. During such disasters, communities may not have immediate access to emergency services because of the size of the area affected, lost communications, or unusable roads. CERT-trained citizens can help their neighbors and neighborhood.

The Bergen County Police Department's Office of Emergency Management trains members of neighborhoods, community organizations, and businesses in disaster preparedness and basic disaster response skills, through a 12-week training program.

On Monday, September 8, 2014, the first three Township employees and three Teaneck residents began Community Emergency Response Team (CERT) training at the Bergen County Law and Public Safety Academy in Mahwah, New Jersey. After 12 weeks of training, the candidates successfully graduated from the program on December 1, 2014. On October 1, 2015, CERT members were placed on standby in preparation of Hurricane Joaquin.

CERT members will use their training to support emergency responders and to assist the community. **If you are interested in becoming a member of the Teaneck CERT, please contact Human Resources Director, Dean Kazinci, at (201) 837-1600 ext. 1651.**

### BE A GOOD NEIGHBOR

Remember to check on the elderly and physically challenged during emergencies and inclement weather.

### GOOD MORNING CHECKUP PROGRAM

Administered by the Teaneck Fire Department, this program is designed to assist elderly and shut-in residents. On a daily basis, the department contacts participants to determine their well-being. Please contact the Teaneck Fire Department at (201) 808-8080 to sign up.

### GOOD NEIGHBOR PROGRAM

As a result of the recent super-storms, power outages, and devastation that have hit our area, the Township has established a Good Neighbor Program. The purpose of the program is to assist seniors or other physically challenged persons in the event of an emergency. The Township is seeking individuals for this community-based program who would be interested in working and supplementing the Township's emergency response capacity as part of our new Community Emergency Response Team (CERT). The primary responsibility of these volunteers will be to contact (phone/visit) registered seniors and/or physically challenged persons during a storm or emergency to ensure their well-being. If you are a senior or physically challenged person who lives alone and/or do not have family, friends or neighbors to assist you in the event of an emergency, this program could be beneficial to you. Volunteers, seniors, or the physically challenged interested in participating in this community-based program should contact the Township Human Resources Department at (201) 837-1600 ext. 1651 to register.

## LET'S MOVE UPDATE

Let's Move! is an initiative of First Lady Michelle Obama, to help get kids fit, improve lifestyle choices, and to eat better. The program offers municipalities medals for participating in the program. Medals are achieved by providing information based on programs run in five different categories. These five categories include the following:

- ◆ Goal 1: Start Early, Start Smart– incorporation of nutrition, physical activity, etc. programs for children, especially those in early care and lower grades
- ◆ Goal 2: My Plate, Your Place– display of My Plate posters in municipal and county venues where food is sold or served
- ◆ Goal 3: Smart Serving For Students– provision of healthy food choices in schools, especially for the breakfast and lunch programs
- ◆ Goal 4: Model Food Service– improve healthy, affordable foods by implementing food service with the Dietary Guidelines for Americans
- ◆ Goal 5: Active Kids at Play– increase physical activity by mapping local play areas and parks, and increasing locations that can be used to increase physical activity

Several websites tied into this program are the Let's Move! website and the Dietary Guidelines for Americans website and others (see below):

1. [healthycommunitieshealthyfuture.org/](http://healthycommunitieshealthyfuture.org/)
2. [health.gov/dietaryguidelines/](http://health.gov/dietaryguidelines/)
3. [choosemyplate.gov/dietary-guidelines.html](http://choosemyplate.gov/dietary-guidelines.html)
4. [nutrition.gov/smart-nutrition-101/dietary-guidelines-americans](http://nutrition.gov/smart-nutrition-101/dietary-guidelines-americans)
5. [co.bergen.nj.us/index.aspx?nid=973](http://co.bergen.nj.us/index.aspx?nid=973)

Under the initiative of the Township Council, Township officials are attempting to jump into this program, to provide necessary programs and resources to reduce obesity, create healthier lifestyle choices and increase physical activity and healthier eating habits, especially amongst children. Parents, grandparents and guardians are also a target of the program since they are the care givers, providers of food and nutrition, as well as the ones that monitor physical activity or the lack thereof.

In 2015, the Let's Move! Program collaborated with the Board of Education to support a school garden at Hawthorne School. In addition, the committee partnered with Club Fit on Cedar Lane to offer affordable gym memberships to students. Lastly, on May 4<sup>th</sup>, the committee co-sponsored the 1<sup>st</sup> GimmeFive Poster Contest at the Teaneck Public Library. In 2016, we are looking to create more school gardens and other initiatives with the Board of Education, local merchants, and other community members. For more information contact the Health Department at (201) 837-1600 (x1500) or [health@teanecknj.gov](mailto:health@teanecknj.gov).

Go to the following website for a map of local play areas, parks and areas for outdoor recreation in our community: [bit.ly/teaneckmapofplay](http://bit.ly/teaneckmapofplay).

Please watch our website and local media outlets for updates on Teaneck's "Let's Move" initiative.

## POWER OUTAGE TIPS

### BEFORE AN OUTAGE

- ◆ Check flashlights and battery-powered portable radios to ensure that they are working and that you have extra batteries. A radio is an important source of weather and emergency information during a storm. Inexpensive weather radios that broadcast automatically in the event of an alert can be purchased at various retailers.
- ◆ Make sure that your home is properly insulated. Caulk and install weather-stripping on doors and windows to keep cold air out.
- ◆ Install storm windows or cover windows with plastic from the inside to provide insulation.
- ◆ To prevent pipes from freezing, wrap them in insulation or layers of newspaper covered with plastic to keep out moisture.
- ◆ Let faucets drip a little to prevent freezing.
- ◆ Know the location of your water shutoff valves.
- ◆ In the event that the water supply may be affected, fill your bathtub and spare containers with water. Water in the bathtub should be used for sanitation only—pouring a pail of water from the tub directly into the toilet bowl will flush the toilet.
- ◆ Set your refrigerator and freezer to their coldest settings. During an outage, do not open the fridge or freezer doors; food can stay cold in a full refrigerator or a half-full freezer for up to 24 hours. Full freezers can stay cold for up to 48 hours! Just remember to reset the fridge and freezer back to normal once power is restored.
- ◆ If you have medication that requires refrigeration, check with your pharmacist for guidance on proper storage during an extended outage.
- ◆ Review the process for manually bypassing an electric garage door opener.

### DURING AN OUTAGE

- ◆ Contact PSEG (800-436-7734) or [www.PSEG.com](http://www.PSEG.com) to advise them of the outage in your area
- ◆ Dress for the season, wearing several layers of loose-fitting, lightweight, warm clothing rather than one heavy layer of clothing. Outer garments should be tightly woven and water-repellent.
- ◆ Mittens are better than gloves.
- ◆ Wear a hat: most body heat is lost through the top of the head.
- ◆ Cover your mouth with a scarf to protect your lungs.
- ◆ Watch for signs of frostbite: loss of feeling and white or pale appearance in extremities such as fingers, toes, ear lobes, or the tip of the nose. If you see signs of frostbite, seek medical help immediately.
- ◆ Watch for signs of hypothermia: uncontrollable shivering, memory loss, disorientation, incoherence, slurred speech, drowsiness and apparent exhaustion. If symptoms are detected, get the victim to a warm location, remove any wet clothing, and warm the center of the body first. If the victim is conscious, give warm, non-alcoholic beverages. Seek medical help as soon as possible.
- ◆ In order to protect against possible voltage irregularities that can occur when power is restored, unplug all sensitive electronic equipment, including TVs, VCRs, stereos, microwave ovens, cordless telephones, computers, answering machines and garage door openers.

### AFTER AN OUTAGE

- ◆ Be extra cautious if you go outside to inspect for damage after a storm. Downed or hanging electrical wires can be hidden by snowdrifts, trees, or debris and may be live. Never attempt to touch or move downed lines, and keep children and pets away from them.
- ◆ Check in with and help your neighbors, especially the elderly and physically challenged.
- ◆ Stay indoors until downed power lines are secured.
- ◆ Do not touch anything power lines are touching such as tree branches or fences. Always assume a downed line is a live line. Call your utility company to report any outage-related problem.

## DANGERS OF CARBON MONOXIDE

### UNDERSTANDING THE RISKS

#### What is carbon monoxide?

- ◆ Carbon monoxide, or CO, is an odorless, colorless, and toxic gas. Because it is impossible to see, taste, or smell, CO can kill even before you are aware it is in your home. At lower levels of exposure, CO causes mild effects that are often mistaken for flu symptoms, including headaches, dizziness, disorientation, nausea, and fatigue. The effects of CO exposure can vary greatly from person to person depending on age, overall health, and the concentration and length of exposure.

#### Where does carbon monoxide come from?

- ◆ CO gas can come from several sources, such as gas-fired appliances, charcoal grills, wood-burning furnaces or fireplaces, and motor vehicles.

#### Who is at risk?

- ◆ Everyone is at risk for CO poisoning, though medical experts believe that unborn babies, infants, children, senior citizens, and people with heart or lung problems are at the greatest risk.

## PROTECT YOURSELF & YOUR FAMILY FROM CO POISONING

- ◆ Install at least one carbon monoxide alarm with an audible warning signal near the sleeping areas and outside individual bedrooms. Choose an alarm that is listed by UL (Underwriters Laboratories). Carbon monoxide alarms measure levels of CO over time and are designed to sound an alarm before an average, healthy adult would experience symptoms. It is very possible that you may not be experiencing any symptoms when you hear the alarm, but that does not mean that CO is not present.
- ◆ Have a qualified professional check all fuel-burning appliances, furnaces, venting, and chimney systems at least once a year.
- ◆ Never use your range or oven to help heat your home.
- ◆ Never use a charcoal grill or hibachi inside your home or garage.
- ◆ Never use a generator inside or in close proximity to your home.
- ◆ Never keep a car running in a garage. Even if the garage doors are open, normal circulation will not provide enough fresh air to reliably prevent a dangerous buildup of CO.
- ◆ When purchasing an existing home, have a qualified technician evaluate the integrity of the heating and cooking systems, as well as the sealed spaces between the garage and house.

**The presence of a CO alarm in your home can save your life!**

## WHAT DO I DO IF MY CO ALARM GOES OFF?

- ◆ Call 911 immediately and be sure to tell them how many people are feeling ill and what their symptoms are.
- ◆ Evacuate all occupants immediately.
- ◆ Do not re-enter the home without the approval of a fire department representative
- ◆ Call a qualified professional to repair the source of the CO



## RECEPTION/WARMING AND COOLING CENTERS

In the event of a significant emergency, the Township has designated temporary shelters during emergencies. Residents who need temporary shelter should first call the Teaneck Police Department at (201) 837-2600 to confirm activation of temporary shelters. The Richard Rodda Community Center, located at 250 Colonial Court, is the official Reception/Warming and Cooling Center for public use. Furthermore, the Township has partnered with the Teaneck Board of Education to open specific schools as temporary shelters during emergencies.

## TAX PAYMENTS— ONLINE

The Township offers convenient services for tax payments. Property owners can visit [www.teanecknj.gov](http://www.teanecknj.gov) and click on "Pay Taxes" to remit payment for their quarterly property taxes. E-Check and credit card payments can only be made via the Internet.

A convenience fee charged by the service provider will be incurred by the user for each transaction. The fee for using an E-Check is a flat \$1.05 per transaction. The fee for using a credit card is 2.95% of the transaction amount. The fee for using a debit card (other than a Visa debit card) is the same fee as using a credit card. The convenience fee for Visa debit cards is a flat \$3.95 per transaction.

## ONLINE TAX SALE

The Township of Teaneck will hold its Annual Tax Sale on January 4<sup>th</sup>. This change will allow the Township an opportunity to collect delinquent taxes on a more timely basis. A tax sale is not the sale of a homeowner's property. Rather, a tax sale is the sale of delinquent taxes on a property to a third party. Upon the issuance of a tax lien, the property owner is responsible to remit outstanding property taxes to the third party who acquired the outstanding tax lien.

The Township anticipates collection of all property taxes in the year due. In order to avoid inclusion in the Annual Tax Sale, property owners are encouraged to pay all taxes by the due date. Furthermore, it is critical to pay 4<sup>th</sup> quarter taxes on time, as the date for inclusion in the tax sale and imposition of associated fees begins 50 days prior to the tax sale date.

It is imperative that the Township collects delinquent taxes in the year they are due in order to reduce the reserve for uncollected taxes. A reduction in the reserve for uncollected taxes will ultimately raise our tax collection percentage and reduce the reserve on uncollected taxes line item in the municipal budget.

## COUNCIL ELECTION

A municipal election will be held on Tuesday, May 10<sup>th</sup> for three Council seats. The elected candidates will be seated on July 1<sup>st</sup> at the Council Reorganization meeting. Their terms will be for four years ending on June 30, 2020.

## COUNCIL REORGANIZATION MEETING

The Teaneck Township Council will hold its reorganization meeting on July 1<sup>st</sup>. During the meeting, Council will elect the Mayor and Deputy Mayor, who will serve for the next two years, in addition to conducting other business. The meeting will be held at the Municipal Complex, time to be announced.

## ADMINISTRATION BUILDING OPENS IN 2015

On April 19, 2015, the renovated Old Police Headquarters located at the Municipal Complex was reopened for use and renamed the Administration Building. The building now houses the following offices: Manager, Clerk, Finance, Human Resources, Building and Health Departments. The Township Council dedicated the building on Sunday, December 13<sup>th</sup> with an open house allowing the public to view the new facility.

## NEW PARKING LOT AT VOTEE PARK WEST

Through a joint venture between the Township and PSEG, a new 47-space parking lot is now open for use.

Located on the west side of Palisade Avenue, Votee Park and Rodda Center visitors and participants are encouraged to use this lot when spaces are not available on Palisade Avenue or Colonial Court. When using the lot, pedestrians are strongly advised to use the crosswalk located directly across from Colonial Court to cross Palisade Avenue.




## TREES OF LOVE: TEANECK'S NEW COMMEMORATIVE TREE PROGRAM

The Shade Tree Advisory Board is delighted to announce its new program: Trees of Love. The program provides the opportunity to plant a tree in a township park to commemorate a joyful event such as marriage, birth, anniversary, graduation, etc. or to memorialize the passing of a loved one.

For a tax-deductible fee of \$350, the cost of the tree, planting, water bag, and inscribed granite plaque are included. The purchaser may choose from a wide selection of native trees and also select the park where the tree will be planted. Tree orders can be placed throughout the year but trees will be planted only at appropriate times of the year. For more information and a downloadable application form, please visit us at [www.teanecknj.gov/Trees-of-love/](http://www.teanecknj.gov/Trees-of-love/) or e-mail us at [TeaneckTrees.ofLove@gmail.com](mailto:TeaneckTrees.ofLove@gmail.com).

## SIDEWALK REPLACEMENT / ROOT CUT

Residents are responsible for the maintenance of sidewalks adjacent to their property. In order to replace one's sidewalk, a permit must be obtained from the Engineering Department by  the respective contractor or homeowner. Contractors are required to be licensed by the Township prior to any construction in order to perform concrete work in the public right of way. If tree roots are involved with the replacement of a sidewalk, the individual performing the work must contact the Public Works Department at (201) 837-1600 ext. 1751 or 1728 to arrange for the Township to evaluate and/or grind the tree roots.

## MEDICINE DROP BOX

Project Medicine Drop is an initiative of the New Jersey Division of Consumer Affairs and participating law enforcement agencies. As an important component of the Division's effort to halt the diversion and abuse of prescription drugs, members of the public are invited to deposit their unused or expired household pharmaceutical waste, excluding syringes or liquids, into the Project Medicine Drop box in the lobby of Police Headquarters. This opportunity prevents unused medications from falling into the hands of those who might abuse them and it keeps them from being flushed into the water supply.

## SANITARY SEWERS

The Township's sanitary sewer system is designed for human waste only. Sump pump flows, diapers, paper towels, cooking oils, grease, etc. are prohibited. Disposal of non-human waste may negatively affect your sewer line and/or the Township's sewage system. Residents are encouraged to consult a plumber for information about installing sewer backflow valves on their private sewer lines to prevent sewer backups. Furthermore, the Township recommends residents contact their insurance carrier to ensure they are covered against loss related to sewer backups. Residents experiencing back-ups during business hours should call the Department of Public Works at (201) 837-1600 ext. 1727. After business hours you should contact the Teaneck Police Department at (201) 837-2600.

## SNOW REMOVAL REGULATIONS

As per Township of Teaneck Code, Section 32-6, residents, property owners, and managers must remove snow and ice from public sidewalks in a timely fashion. Commercial property owners/tenants must remove such within 12 hours after snowfall stops. Residential property owners/tenants have up to 24 hours after snowfall stops to remove snow and ice. In addition, walkways to the entrances of any properties should be cleared in a timely fashion to allow emergency personnel and mail delivery carriers safe and clear access to the premises. Now is a great time to make sure that you have sturdy shovels, working snow blowers, snow shoveling agreements, and plenty of rock salt before the next snowfall.




### **THS FORUM SNOW REMOVAL ASSISTANCE**

If you are looking for reasonable rates and reliable workers, the students at Teaneck High School are available during the winter months to shovel snow for local residents. If you are interested, please call the FORUM at: (201) 862-1200 ext. 6283.




## PET LICENSES

 The Health Department would like to remind dog and cat owners that licensing begins on January 2, 2016 for dogs and April 1, 2016 for cats. You will have until February 28, 2016 to renew dog licenses and until May 31, 2016 to renew cat licenses. The fee is \$13 per non-spayed or non-neutered animals and \$10 for those that are spayed or neutered. After the respective deadline dates, a \$15 late fee will be added. Personal checks are the preferred method of payment and should be made payable to the Township of Teaneck. Residents who have new animals or who need renewal applications may obtain one online at [www.teanecknj.gov](http://www.teanecknj.gov) under Health Department Documents & Forms or by calling (201) 837-1600 ext. 1500. Free rabies shots can be arranged at the Teaneck Animal Clinic & Spa by calling (201) 530-5833 or the Bergen Veterinary Hospital at (201) 837-3470. Dog owners should note that rabies shots that expire prior to November 1, 2016 are NOT valid for licensing purposes.



## PICK UP AFTER YOUR DOG

 Residents are reminded that under Township of Teaneck Code, Chapter 6, Article 3, Section 6-28, you must pick up after your dog and dispose of such waste immediately and in a sanitary manner. This includes both public and private property. Dogs being walked in public must be curbed and the person walking the dog must carry a suitable method of waste disposal. Dogs must be properly leashed or restrained at all times when being walked. Furthermore, dogs must be licensed with the Health Department and have a current rabies vaccination. For further information, please contact the Health Department at: [health@teanecknj.gov](mailto:health@teanecknj.gov) or (201) 837-1600 ext. 1500.

# RESIDENT RAILCAR EMERGENCY PREPAREDNESS

**Bakken Crude Oil** is one of a wide selection of hazardous materials transported by the rail line through Teaneck. The rail line has been active since 1873 and as far as Township records show, there have only been two train accidents in Teaneck; one in 1930 and one in 1960. In both accidents, no hazardous materials were released and there was no injury or damage to Teaneck residents or businesses along the track. There have been several cargo fires and releases of Anhydrous Ammonia and Muriatic Acid vapors. Teaneck Fire Department has long been prepared for such occurrences. The 1977 Anhydrous Ammonia release occurred in the early morning hours on a hot night in 1977. It resulted in 50 people being brought to hospital emergency rooms, but few required more than that care. Since CSXT took over the rail line, there have been no rail emergencies.

CSX track maintenance is nationally recognized for excellence. It is still incumbent on Teaneck's public safety agencies and residents to continue to be ready. Trains traveling through Teaneck carry sulfuric acid, propane, industrial alcohol, liquefied petroleum gas, anhydrous ammonia, vinyl chloride, and a host of other hazardous materials.

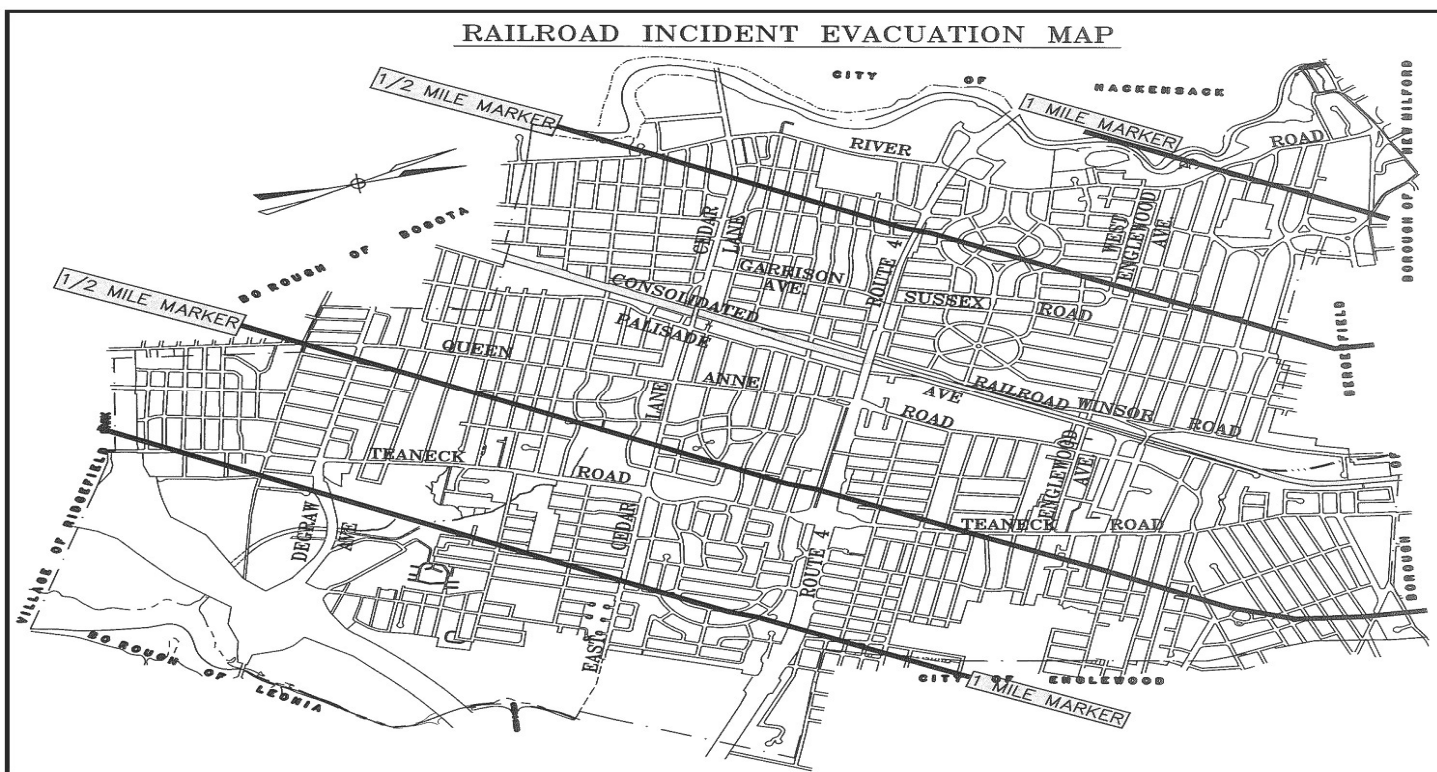
The most recent concern is Bakken crude oil being shipped from the Dakotas to the Philadelphia area. Bakken crude oil is petroleum from the Bakken shale formation. It is a mixture of flammable and combustible liquids and gasses in the natural state that it was recovered from the ground. It is flammable at all local temperatures and is volatile because of dissolved gasses, such as butane. While a rail emergency is unlikely, if one occurs, it will be a major emergency. Due to Teaneck's population density, an evacuation order will require at least 8,000 people to immediately leave their homes, schools, or other places to move at least 1/2 mile from the rail line.

*(continued from previous column)*

The most important component in an emergency is your preparedness. You are encouraged to review the Township's "Resident Preparedness Guide for Emergencies". You will find the guide on the Township's website: [www.teanecknj.gov](http://www.teanecknj.gov). Announcements of the initial evacuation and follow up information will be made by the reverse emergency calling system (Swift 911), Township alert system, Nixle, mobile public address units and the soon to be installed Audible Neighborhood Emergency Alert System. You should sign up for all of the various notification systems on the Township's website. Listed here are key areas in which preparedness is important in order for you to manage the potential impact of a rail line incident:

### Evacuation Routes:

The areas that will be evacuated depend on the exact location of the incident. If you are located within one half mile of the incident you may be told to evacuate. If you live on the east side of the railroad, you should evacuate via the nearest east bound through street from your home. If you live on the west side of the railroad, you should evacuate via the nearest west bound through street from your home. These streets should be identified in advance of an emergency. Please reference the attached **RAILROAD INCIDENT EVACUATION MAP**, which shows the Township's established evacuation zone for one half mile of the railroad tracks. If you have any mobility concerns, please call 911 during an emergency. However, it is imperative for everyone to have a plan for evacuation before an emergency situation calls for you to do so. Often federal and state highways and other primary roads are designated as evacuation routes by authorities. Be aware that the Township's Office of Emergency Management (OEM) may issue specific evacuation routes.





**(continued from page 12)**

We recommend you leave the Township as the nature of the emergency will make traveling difficult if not impossible.

Identify in advance where you will stay after you leave the local area. This could be at the home of a family member, a friend or a hotel/motel that meets your family’s needs.

**Meeting Places:**

Make sure that your loved ones know where to go after getting out of the house. Pick two places to meet: 1) in your neighborhood in proximity to your house in the case of a sudden emergency such as a fire and 2) outside your neighborhood in case you cannot return home.

**Emergency Family Contacts:**

Pick your family contacts: two people you and your family members can call in case you are separated in an emergency and need to report in with regarding your status (example: “we are okay”). Remember that local telephone service may be disrupted. So it is important to have both a local contact and one who is outside of the area—preferably in another state.

**Unique Needs:**

Your emergency plan options must be able to accommodate any unique needs related to family pets, infants or small children and any family members with health, disability or mobility issues. If someone has trouble seeing, hearing, walking, responding to instructions, or has medical problems, you will have more to do to be prepared for an emergency.

**Contents of To Go Kits:**

For Adults, Elderly or Disabled

- ◆ Prescription drugs (one-week supply minimum)
- ◆ Extra eye glasses or contact lenses and supplies
- ◆ Mobility aids (wheelchair, cane)
- ◆ Hearing aids and extra batteries
- ◆ Special medical supplies (colostomy supplies, insulin and syringes, denture supplies)
- ◆ Entertainment items (games, cards, books)

**Important Family Documents**


- ◆ Drivers license and passports
- ◆ Credit card account numbers
- ◆ Bank account numbers
- ◆ Inventory and pictures of valuable household goods
- ◆ Certificates of birth, marriage, etc.
- ◆ Family health information (allergies, special treatment needs and the like)

**For Pets**

- ◆ Pet food and treats
- ◆ Collar, leash and identification tags
- ◆ Muzzle (if needed)
- ◆ Pet carrier or cage
- ◆ Medicines
- ◆ Copy of immunization records
- ◆ Comfort items (bed, special blanket, favorite toy)

The Red Cross has a **Safe and Well** registry that enables people within a disaster area to let their friends and family outside of the affected region know of their well-being. Also, there is telephone based assistance at **1-866-GET-INFO** for people without internet access.

Remember, look out for your neighbors, stay informed, plan, prepare and respond.



## **BUILDING PERMITS 101**

### **PLAN AHEAD FOR YOUR SPRING PROJECTS**

The time to start planning for your spring home improvement projects is now. While most homeowners are enjoying the sights of a winter wonderland, savvy residents with foresight are planning for the construction of their new decks, patios, pools, or additions. Doing one's homework is a key factor in realizing an enjoyable, cost-effective project.

### **PROPERTY SURVEYS**

All projects that involve physical changes to your property will require the submission of an accurate property survey. Start early in the planning process to locate your survey and verify that it shows all improvements on the property. This survey must show not only the outline of the house but also the driveway, all walkways, mechanical equipment units, swimming pools, sheds, detached garages, etc. These surveys may only be prepared by a surveyor licensed in New Jersey. The property survey will be used to show location of the proposed construction, verify distance from the property line to the construction, and to calculate the percentage of the lot covered by improvements. When your project is completed, have your survey updated so you can be ready for the next project.

### **IT ALL STARTS WITH ZONING**

Decks, patios, pools, and additions all require a Zoning Permit prior to installation. An application for a zoning permit can be obtained from the Building Department or on the Township's website. Instructions for completing this application are included with the form. It is recommended that you call the Building Department and schedule a meeting with the Zoning Officer early on in the planning process. You must bring a copy of your survey with you so the Zoning Officer can provide development requirements tailored to your property. Based on the volume of applications submitted to the office, it may take up to 10 business days to review your application, so please plan ahead. When your project complies with all Township development regulations, your application will be approved and you will be issued a Zoning Permit. Now you are ready for the next step.

### **TELL US WHAT YOU WANT TO BUILD**

Decks, pools, and additions all require construction permits issued under the New Jersey Uniform Construction Code. The applications for these projects can be obtained from the Building Department, from the Township website, or through the State Department of Community Affairs' Division of Codes and Standards website ([www.state.nj.us/dca/divisions/codes](http://www.state.nj.us/dca/divisions/codes)). These applications ask for technical information about how your project will be constructed. Your architect or contractor can provide information necessary for completing the forms. Here again, Building Department staff are available

*(continued from previous column)*

to discuss your project, either in person, on the telephone, or by email. Staff members can let you know what codes need to be met and what drawings need to be submitted. Plan ahead: Based on the volume of applications submitted to the office and the complexity of your project, it may take up to 21 business days to review your application. Some projects involve review by the Building, Electric, Plumbing, and Fire Inspectors. When your project complies with all of the State codes, your application will be approved and you will be issued a Construction Permit.

### **GETTING A SHOVEL IN THE GROUND**

Finally, permits in hand, construction can begin. Don't forget to call for your progress inspections. Either the homeowner, architect, or contractor can assume the responsibility for calling for inspections. These inspections provide assurance that your project is being built in accordance with state codes. Again, plan ahead: There may be many other projects under construction at the same time, although with a full-time inspection staff, many inspection requests may be accommodated the next business day!

### **CLOSING IT ALL OUT**


Final inspections must be performed and a Certificate of Occupancy must be obtained prior to using your new space. The safety of the people using your new deck, pool, or addition is our primary concern.

## **PROPERTY MAINTENANCE CODE**


The Township of Teaneck reminds all residents and property owners to comply with the Property Maintenance Code, Sec. 29A-9(i)(c) regarding the numbering of homes and lots:


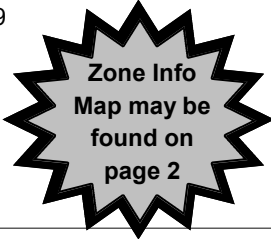

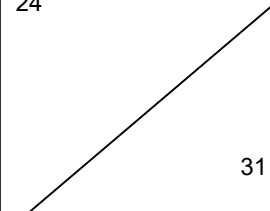
*"The number so assigned to each building shall be displayed by the owner or occupant so that they can easily be read by a person seated in a vehicle on the abutting street which is named in the address. Each house number: shall be in Arabic numerals; shall be at least five feet above grade; shall be mounted either above or to the side of the entrance door or on a post or other suitable holder if same is relatively near to the walkway affording access to the building, except that if the building is set so far back from the abutting street that the number cannot be read by a person seated in a vehicle on the abutting street, then the number must be placed on a post so that it can be so read; shall not be obstructed by shrubs or other materials; and shall be in a contrasting color to its background. All commercial buildings that have more than one entrance must have such numbers adjacent to each door."*






# January 2016







Sunday	Monday	Tuesday	Wednesday	Thursday	Friday	Saturday
<b>Make sure to get your furnace inspected and serviced by a qualified professional!</b>					1  Closed in Observance of New Year's Day	2
3	4 ★ Recycling: Zone 5 ★ Christmas Tree Pickup: Zones 1 & 2	5 ★ Recycling: Zone 6 ★ Christmas Tree Pickup: Zones 3 & 4	6 ★ Recycling: Zone 7 ★ Christmas Tree Pickup: Zones 5 & 6	7 ★ Recycling: Zone 8 ★ Christmas Tree Pickup: Zones 7 & 8	8	9 
10	11 ★ Recycling: Zone 1	12 ★ Recycling: Zone 2 ★ Council Meeting 8pm	13 ★ Recycling: Zone 3	14 ★ Recycling: Zone 4	15	16 <b>Reminder: In a snow emergency, there is no parking on Township streets!</b>
17	18  Closed in Observance of Martin Luther King Jr. Day	19 ★ Recycling: Zone 5 ★ Christmas Tree Pickup: Zones 1 & 2	20 ★ Recycling: Zone 6 ★ Christmas Tree Pickup: Zones 3 & 4	21 ★ Recycling: Zone 7 ★ Christmas Tree Pickup: Zones 5 & 6	22 ★ Recycling: Zone 8 ★ Christmas Tree Pickup: Zones 7 & 8	23
24 	25 ★ Recycling: Zone 1	26 ★ Recycling: Zone 2 ★ Council Meeting 8pm	27 ★ Recycling: Zone 3	28 ★ Recycling: Zone 4 ★ Budget Meeting 7pm Council Chambers	29	30 <b>Christmas Tree Pickup Service will operate the weeks of January 4 &amp; 18</b>
						31



# February 2016



Sunday	Monday	Tuesday	Wednesday	Thursday	Friday	Saturday
	1 ★ Recycling: Zone 5	2 ★ Recycling: Zone 6	3 ★ Recycling: Zone 7	4 ★ Recycling: Zone 8 ★ Budget Meeting 7pm Council Chambers	5 6 <b>Reminder: In a snow emergency, there is no parking on Township streets!</b>	
7	8 ★ Recycling: Zone 1	9 ★ Recycling: Zone 2 ★ Council Meeting 8pm	10 ★ Recycling: Zone 3	11 ★ Recycling: Zone 4 ★ Budget Meeting 7pm Council Chambers	12 Closed in Observance Of Lincoln's Birthday 	13
14 	15 Closed in Observance of Presidents' Day 	16 ★ Recycling: Zone 5	17 ★ Recycling: Zone 6	18 ★ Recycling: Zone 7 ★ Budget Meeting 7pm Council Chambers	19 ★ Recycling: Zone 8	20
21	22 ★ Recycling: Zone 1	23 ★ Recycling: Zone 2 ★ Council Meeting 8pm	24 ★ Recycling: Zone 3	25 ★ Recycling: Zone 4	26	27
28	29 ★ Recycling: Zone 5 ★ Garden Debris Pickup: Zones 1 & 2				<b>The leading cause of home clothes dryer fires is the failure to remove lint buildup!</b>	



# March 2016



Sunday	Monday	Tuesday	Wednesday	Thursday	Friday	Saturday
		1 ★ Recycling: Zone 6 ★ Garden Debris Pickup: Zones 3 & 4	2 ★ Recycling: Zone 7 ★ Garden Debris Pickup: Zones 5 & 6	3 ★ Recycling: Zone 8 ★ Garden Debris Pickup: Zones 7 & 8	4	5 <div style="border: 2px solid black; padding: 5px; text-align: center;"> <b>Zone Info Map may be found on page 2</b> </div>
6  <div style="border: 1px solid black; padding: 5px;"> <b>Change your clock &amp; change your batteries!</b> </div>	7 ★ Recycling: Zone 1	8 ★ Recycling: Zone 2 ★ Council Meeting 8pm	9 ★ Recycling: Zone 3	10 ★ Recycling: Zone 4	11	12
13  <b>Daylight Saving Time Begins; set your clocks ahead an hour.</b>  	14 ★ Recycling: Zone 5 ★ Garden Debris Pickup: Zones 1 & 2	15 ★ Recycling: Zone 6 ★ Garden Debris Pickup: Zones 3 & 4	16 ★ Recycling: Zone 7 ★ Garden Debris Pickup: Zones 5 & 6	17 ★ Recycling: Zone 8 ★ Garden Debris Pickup: Zones 7 & 8  	<b>Reminder: In a snow emergency there is no parking on Township streets!</b>	
20  <b>Full-time Garden Debris pick-up begins March 28!</b>	21 ★ Recycling: Zone 1	22 ★ Recycling: Zone 2 ★ Council Meeting 8pm	23 ★ Recycling: Zone 3	24 ★ Recycling: Zone 4	25 <b>Closed in observance of Good Friday</b>  	26
27  <b>Recycling Depot Closed in observance of Easter Sunday</b>  	28 ★ Recycling: Zone 5 ★ Garden Debris Pickup: Zones 1 & 2	29 ★ Recycling: Zone 6 ★ Garden Debris Pickup: Zones 3 & 4	30 ★ Recycling: Zone 7 ★ Garden Debris Pickup: Zones 5 & 6	31 ★ Recycling: Zone 8 ★ Garden Debris Pickup: Zones 7 & 8		




# April 2016



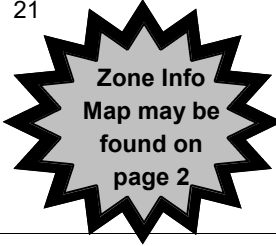

Sunday	Monday	Tuesday	Wednesday	Thursday	Friday	Saturday
					1	2
3	<ul style="list-style-type: none"> <li>★ Recycling: Zone 1</li> <li>★ Garden Debris</li> <li>Pickup: Zones 1 &amp; 2</li> </ul>	<ul style="list-style-type: none"> <li>★ Recycling: Zone 2</li> <li>★ Garden Debris</li> <li>Pickup: Zones 3 &amp; 4</li> <li>★ <b>Council Meeting 8pm</b></li> </ul>	<ul style="list-style-type: none"> <li>★ Recycling: Zone 3</li> <li>★ Garden Debris</li> <li>Pickup: Zones 5 &amp; 6</li> </ul>	<ul style="list-style-type: none"> <li>★ Recycling: Zone 4</li> <li>★ Garden Debris</li> <li>Pickup: Zones 7 &amp; 8</li> </ul>	8	9
10	<ul style="list-style-type: none"> <li>★ Recycling: Zone 5</li> <li>★ Garden Debris</li> <li>Pickup: Zones 1 &amp; 2</li> </ul>	<ul style="list-style-type: none"> <li>★ Recycling: Zone 6</li> <li>★ Garden Debris</li> <li>Pickup: Zones 3 &amp; 4</li> </ul>	<ul style="list-style-type: none"> <li>★ Recycling: Zone 7</li> <li>★ Garden Debris</li> <li>Pickup: Zones 5 &amp; 6</li> </ul>	<ul style="list-style-type: none"> <li>★ Recycling: Zone 8</li> <li>★ Garden Debris</li> <li>Pickup: Zones 7 &amp; 8</li> </ul>	15	<ul style="list-style-type: none"> <li>★ Confidential Paper Shredding Day 9am - 1pm Municipal Building Parking Lot</li> </ul>
17	<ul style="list-style-type: none"> <li>★ Confidential Paper Shredding Day 9am - 1pm Municipal Building Parking Lot</li> </ul>	<ul style="list-style-type: none"> <li>★ Recycling: Zone 1</li> <li>★ Garden Debris</li> <li>Pickup: Zones 1 &amp; 2</li> </ul>	<ul style="list-style-type: none"> <li>★ Recycling: Zone 2</li> <li>★ Garden Debris</li> <li>Pickup: Zones 3 &amp; 4</li> <li>★ <b>Council Meeting 8pm</b></li> </ul>	<ul style="list-style-type: none"> <li>★ Recycling: Zone 3</li> <li>★ Garden Debris</li> <li>Pickup: Zones 5 &amp; 6</li> </ul>	<ul style="list-style-type: none"> <li>★ Recycling: Zone 4</li> <li>★ Garden Debris</li> <li>Pickup: Zones 7 &amp; 8</li> </ul>	23
24	<ul style="list-style-type: none"> <li>★ Recycling: Zone 5</li> <li>★ Garden Debris</li> <li>Pickup: Zones 1 &amp; 2</li> </ul>	<ul style="list-style-type: none"> <li>★ Recycling: Zone 6</li> <li>★ Garden Debris</li> <li>Pickup: Zones 3 &amp; 4</li> </ul>	<ul style="list-style-type: none"> <li>★ Recycling: Zone 7</li> <li>★ Garden Debris</li> <li>Pickup: Zones 5 &amp; 6</li> </ul>	<ul style="list-style-type: none"> <li>★ Recycling: Zone 8</li> <li>★ Garden Debris</li> <li>Pickup: Zones 7 &amp; 8</li> </ul>	29	<div style="border: 2px solid black; padding: 5px; text-align: center;"> <p><b>Zone Info Map may be found on page 2</b></p> </div>

**Smoke & CO detectors don't last forever.  
Smoke alarms need to be replaced every  
10 years and CO alarms every 5—7 years.**



# May 2016




Sunday	Monday	Tuesday	Wednesday	Thursday	Friday	Saturday	
1	2 ★ Recycling: Zone 1 ★ Garden Debris Pickup: Zones 1 & 2	3 ★ Recycling: Zone 2 ★ Garden Debris Pickup: Zones 3 & 4	4 ★ Recycling: Zone 3 ★ Garden Debris Pickup: Zones 5 & 6	5 ★ Recycling: Zone 4 ★ Garden Debris Pickup: Zones 7 & 8	6	7	
8	9 ★ Recycling: Zone 5 ★ Garden Debris Pickup: Zones 1 & 2	10 ★ Recycling: Zone 6 ★ Garden Debris Pickup: Zones 3 & 4 ★ <b>Municipal Election</b> <b>Polls open 6am – 8pm</b>	11 ★ Recycling: Zone 7 ★ Garden Debris Pickup: Zones 5 & 6	12 ★ Recycling: Zone 8 ★ Garden Debris Pickup: Zones 7 & 8	13	14	
15	16 ★ Recycling: Zone 1 ★ Garden Debris Pickup: Zones 1 & 2	17 ★ Recycling: Zone 2 ★ Garden Debris Pickup: Zones 3 & 4 ★ <b>Council Meeting 8pm</b>	18 ★ Recycling: Zone 3 ★ Garden Debris Pickup: Zones 5 & 6	19 ★ Recycling: Zone 4 ★ Garden Debris Pickup: Zones 7 & 8	20	21 	
22	23 ★ Recycling: Zone 5 ★ Garden Debris Pickup: Zones 1 & 2	24 ★ Recycling: Zone 6 ★ Garden Debris Pickup: Zones 3 & 4	25 ★ Recycling: Zone 7 ★ Garden Debris Pickup: Zones 5 & 6	26 ★ Recycling: Zone 8 ★ Garden Debris Pickup: Zones 7 & 8	27	28	
29	30  <b>Closed in Observance of Memorial Day</b>  <i>Township Service at 11am</i>	31 ★ Recycling: Zone 1 ★ Garden Debris Pickup: Zones 1 & 2	<b>Take a look at your house number from the street at night. See if it is completely visible, readable, and whether there is enough light for others to read it!</b>				





# June 2016


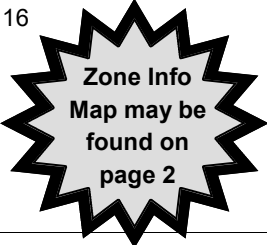



Sunday	Monday	Tuesday	Wednesday	Thursday	Friday	Saturday
<b>Township pools open on June 25<sup>th</sup>!</b>						
			1 ★ Recycling: Zone 2 ★ Garden Debris Pickup: Zones 3 & 4	2 ★ Recycling: Zone 3 ★ Garden Debris Pickup: Zones 5 & 6	3 ★ Recycling: Zone 4 ★ Garden Debris Pickup: Zones 7 & 8	4
	5	6 ★ Recycling: Zone 5 ★ Garden Debris Pickup: Zones 1 & 2	7 ★ Recycling: Zone 6 ★ Garden Debris Pickup: Zones 3 & 4 ★ <b>Primary Election</b> <b>Polls open 6am - 8pm</b>	8 ★ Recycling: Zone 7 ★ Garden Debris Pickup: Zones 5 & 6	9 ★ Recycling: Zone 8 ★ Garden Debris Pickup: Zones 7 & 8	10
12	13 ★ Recycling: Zone 1 ★ Garden Debris Pickup: Zones 1 & 2	14 ★ Recycling: Zone 2 ★ Garden Debris Pickup: Zones 3 & 4 ★ <b>Council Meeting 8pm</b>	15 ★ Recycling: Zone 3 ★ Garden Debris Pickup: Zones 5 & 6	16 ★ Recycling: Zone 4 ★ Garden Debris Pickup: Zones 7 & 8	17 <div style="background-color: #cccccc; padding: 5px; text-align: center;"> <b>Recycling Hotline</b>  <b>201.837.1600</b>  <b>Ext. 1946</b> </div>	18
19	20 ★ Recycling: Zone 5 ★ Garden Debris Pickup: Zones 1 & 2	21 ★ Recycling: Zone 6 ★ Garden Debris Pickup: Zones 3 & 4	22 ★ Recycling: Zone 7 ★ Garden Debris Pickup: Zones 5 & 6	23 ★ Recycling: Zone 8 ★ Garden Debris Pickup: Zones 7 & 8	24	25 <div style="background-color: #cccccc; padding: 5px; text-align: center;"> <b>Township pools open!</b>  <b>Swimming badges required.</b> </div>
26	27 ★ Recycling: Zone 1 ★ Garden Debris Pickup: Zones 1 & 2	28 ★ Recycling: Zone 2 ★ Garden Debris Pickup: Zones 3 & 4 ★ <b>Council Meeting 8pm</b>	29 ★ Recycling: Zone 3 ★ Garden Debris Pickup: Zones 5 & 6	30 ★ Recycling: Zone 4 ★ Garden Debris Pickup: Zones 7 & 8	<b>Propane and charcoal BBQ grills should only be used outdoors and away from any combustibles.</b>	




# July 2016

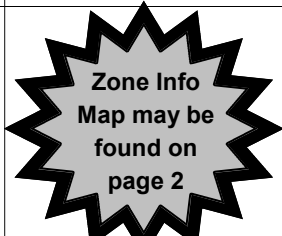


Sunday	Monday	Tuesday	Wednesday	Thursday	Friday	Saturday
<b>Practice storm safety!</b> <b>Be sure to have flashlights,</b> <b>batteries, and a battery-</b> <b>operated radio ready.</b>					1 ★ Council Reorganization Meeting- Time TBA	2
3	4 Closed in Observance of Independence Day  Independence Day Parade 9:30am Queen Anne Road	5 ★ Recycling: Zone 5 ★ Garden Debris Pickup: Zones 1 & 2	6 ★ Recycling: Zone 6 ★ Garden Debris Pickup: Zones 3 & 4	7 ★ Recycling: Zone 7 ★ Garden Debris Pickup: Zones 5 & 6	8 ★ Recycling: Zone 8 ★ Garden Debris Pickup: Zones 7 & 8	9
10	11 ★ Recycling: Zone 1 ★ Garden Debris Pickup: Zones 1 & 2	12 ★ Recycling: Zone 2 ★ Garden Debris Pickup: Zones 3 & 4 ★ Council Meeting 8pm	13 ★ Recycling: Zone 3 ★ Garden Debris Pickup: Zones 5 & 6	14 ★ Recycling: Zone 4 ★ Garden Debris Pickup: Zones 7 & 8	15	16  Zone Info Map may be found on page 2
17	18 ★ Recycling: Zone 5 ★ Garden Debris Pickup: Zones 1 & 2	19 ★ Recycling: Zone 6 ★ Garden Debris Pickup: Zones 3 & 4	20 ★ Recycling: Zone 7 ★ Garden Debris Pickup: Zones 5 & 6	21 ★ Recycling: Zone 8 ★ Garden Debris Pickup: Zones 7 & 8	22	Please join us for the Annual July 4 <sup>th</sup> Parade at 9:30am along Queen Anne Road & our 25 <sup>th</sup> Annual Community Celebration in Votee Park at 10:00am!
24	25 ★ Recycling: Zone 1 ★ Garden Debris Pickup: Zones 1 & 2	26 ★ Recycling: Zone 2 ★ Garden Debris Pickup: Zones 3 & 4 ★ Council Meeting 8pm	27 ★ Recycling: Zone 3 ★ Garden Debris Pickup: Zones 5 & 6	28 ★ Recycling: Zone 4 ★ Garden Debris Pickup: Zones 7 & 8	29	
31						



# August 2016


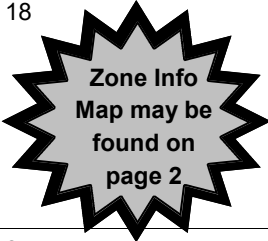


Sunday	Monday	Tuesday	Wednesday	Thursday	Friday	Saturday	
	1 ★ Recycling: Zone 5 ★ Garden Debris Pickup: Zones 1 & 2	2 ★ Recycling: Zone 6 ★ Garden Debris Pickup: Zones 3 & 4	3 ★ Recycling: Zone 7 ★ Garden Debris Pickup: Zones 5 & 6	4 ★ Recycling: Zone 8 ★ Garden Debris Pickup: Zones 7 & 8	<b>Check <a href="http://www.teanecknj.gov">www.teanecknj.gov</a> for <u>free</u> Movies in the Park!</b>		
7	8 ★ Recycling: Zone 1 ★ Garden Debris Pickup: Zones 1 & 2	9 ★ Recycling: Zone 2 ★ Garden Debris Pickup: Zones 3 & 4	10 ★ Recycling: Zone 3 ★ Garden Debris Pickup: Zones 5 & 6	11 ★ Recycling: Zone 4 ★ Garden Debris Pickup: Zones 7 & 8	12	13	
14	<b>Be careful not to overload electrical circuits!</b>	15 ★ Recycling: Zone 5 ★ Garden Debris Pickup: Zones 1 & 2	16 ★ Recycling: Zone 6 ★ Garden Debris Pickup: Zones 3 & 4 ★ <b>Council Meeting 8pm</b>	17 ★ Recycling: Zone 7 ★ Garden Debris Pickup: Zones 5 & 6	18 ★ Recycling: Zone 8 ★ Garden Debris Pickup: Zones 7 & 8	<b>Make sure to get your furnace inspected and serviced by a qualified professional!</b>	
21		22 ★ Recycling: Zone 1 ★ Garden Debris Pickup: Zones 1 & 2	23 ★ Recycling: Zone 2 ★ Garden Debris Pickup: Zones 3 & 4	24 ★ Recycling: Zone 3 ★ Garden Debris Pickup: Zones 5 & 6	25 ★ Recycling: Zone 4 ★ Garden Debris Pickup: Zones 7 & 8	26	27
28	29 ★ Recycling: Zone 5 ★ Garden Debris Pickup: Zones 1 & 2	30 ★ Recycling: Zone 6 ★ Garden Debris Pickup: Zones 3 & 4	31 ★ Recycling: Zone 7 ★ Garden Debris Pickup: Zones 5 & 6	 <b>Zone Info Map may be found on page 2</b>			




# September 2016



Sunday	Monday	Tuesday	Wednesday	Thursday	Friday	Saturday
				1 ★ Recycling: Zone 8 ★ Garden Debris Pickup: Zones 7 & 8	2	3
4	5  <b>Closed in Observance of Labor Day</b>	6 ★ Recycling: Zone 1 ★ Garden Debris Pickup: Zones 1 & 2 ★ <b>Council Meeting 8pm</b>	7 ★ Recycling: Zone 2 ★ Garden Debris Pickup: Zones 3 & 4	8 ★ Recycling: Zone 3 ★ Garden Debris Pickup: Zones 5 & 6	9 ★ Recycling: Zone 4 ★ Garden Debris Pickup: Zones 7 & 8	10
11	12 ★ Recycling: Zone 5 ★ Garden Debris Pickup: Zones 1 & 2	13 ★ Recycling: Zone 6 ★ Garden Debris Pickup: Zones 3 & 4	14 ★ Recycling: Zone 7 ★ Garden Debris Pickup: Zones 5 & 6	15 ★ Recycling: Zone 8 ★ Garden Debris Pickup: Zones 7 & 8	<b>FIRE DRILLS ARE NOT JUST FOR SCHOOL. PRACTICE FIRE DRILLS AT HOME TOO!</b>	
18  Zone Info Map may be found on page 2	19 ★ Recycling: Zone 1 ★ Garden Debris Pickup: Zones 1 & 2	20 ★ Recycling: Zone 2 ★ Garden Debris Pickup: Zones 3 & 4 ★ <b>Council Meeting 8pm</b>	21 ★ Recycling: Zone 3 ★ Garden Debris Pickup: Zones 5 & 6	22 ★ Recycling: Zone 4 ★ Garden Debris Pickup: Zones 7 & 8	23	24
25	26 ★ Recycling: Zone 5 ★ Garden Debris Pickup: Zones 1 & 2	27 ★ Recycling: Zone 6 ★ Garden Debris Pickup: Zones 3 & 4	28 ★ Recycling: Zone 7 ★ Garden Debris Pickup: Zones 5 & 6	29 ★ Recycling: Zone 8 ★ Garden Debris Pickup: Zones 7 & 8	<b>Schools are open. Drive Safely!</b>	



# October 2016






Sunday	Monday	Tuesday	Wednesday	Thursday	Friday	Saturday
<b>Weekly Garden Debris pickup ends October 6<sup>th</sup></b>						1
2	3 ★ Recycling: Zone 1 ★ Garden Debris Pickup: Zones 1 & 2	4 ★ Recycling: Zone 2 ★ Garden Debris Pickup: Zones 3 & 4	5 ★ Recycling: Zone 3 ★ Garden Debris Pickup: Zones 5 & 6	6 ★ Recycling: Zone 4 ★ Garden Debris Pickup: Zones 7 & 8 ★ Council Meeting 8pm	7 <b>Leaf season begins October 7<sup>th</sup>; residents are permitted to rake leaves out to the curb.</b>	8
9	10  <b>Closed in Observance of Columbus Day</b>	11 ★ Recycling: Zone 5	12 ★ Recycling: Zone 6	13 ★ Recycling: Zone 7	14 ★ Recycling: Zone 8	15
16	17 ★ Recycling: Zone 1	18 ★ Recycling: Zone 2	19 ★ Recycling: Zone 3	20 ★ Recycling: Zone 4	21	22 ★ Confidential Paper Shredding Day 9am - 1pm Municipal Building Parking Lot
23 ★ Confidential Paper Shredding Day 9am - 1pm Municipal Building	24 ★ Recycling: Zone 5	25 ★ Recycling: Zone 6	26 ★ Recycling: Zone 7	27 ★ Recycling: Zone 8	28	29
30 <b>Know at least two ways out of every room!</b>	31 ★ Recycling: Zone 1 					 <b>Zone Info Map may be found on page 2</b>





# November 2016

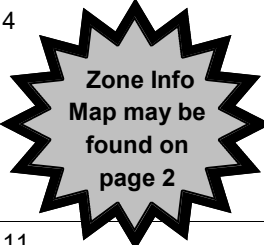




Sunday	Monday	Tuesday	Wednesday	Thursday	Friday	Saturday
		1 ★ Recycling: Zone 2	2 ★ Recycling: Zone 3	3 ★ Recycling: Zone 4	4 <b>Thanksgiving is the peak day for home cooking fires. Two thirds of home cooking fires start with the ignition of food or other cooking materials.</b>	5
6 <b>Daylight Saving Time ends; set your clocks back an hour</b> 	7 ★ Recycling: Zone 5	8 ★ Recycling: Zone 6 ★ <b>Election Day</b> polls open 6am - 8pm	9 ★ Recycling: Zone 7	10 ★ Recycling: Zone 8	11  <b>Closed in Observance of Veterans Day</b> <b>Township Service 11:00am</b>	12
13 <b>Change your clock &amp; change your batteries!</b>	14 ★ Recycling: Zone 1 ★ <b>Council Meeting 8pm</b>	15 ★ Recycling: Zone 2	16 ★ Recycling: Zone 3	17 ★ Recycling: Zone 4	18	19
20	21 ★ Recycling: Zone 5	22 ★ Recycling: Zone 6	23 ★ Recycling: Zone 7	24 <b>Closed in Observance of Thanksgiving</b> 	25 ★ Recycling: Zone 8 ★ <b>Municipal Offices Closed</b>	26
27	28 ★ Recycling: Zone 1	29 ★ Recycling: Zone 2	30 ★ Recycling: Zone 3			




# December 2016


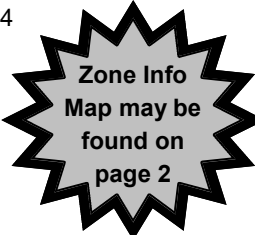




Sunday	Monday	Tuesday	Wednesday	Thursday	Friday	Saturday
				1 ★ Recycling: Zone 4	2	3
<b>LEAVES ARE NOT PERMITTED TO BE RAKED TO THE CURB AFTER DECEMBER 4<sup>th</sup></b>						
4 	5 ★ Recycling: Zone 5	6 ★ Recycling: Zone 6	7 ★ Recycling: Zone 7 ★ Council Retreat 7pm (Location- TBD)	8 ★ Recycling: Zone 8	9 10 <b>Blow out all candles when you leave the room or go to bed. Avoid the use of candles in the bedroom and other areas where people may fall asleep.</b>	
11	12 ★ Recycling: Zone 1	13 ★ Recycling: Zone 2 ★ Council Meeting 8pm	14 ★ Recycling: Zone 3	15 ★ Recycling: Zone 4	16	17
18	19 ★ Recycling: Zone 5	20 ★ Recycling: Zone 6	21 ★ Recycling: Zone 7	22 ★ Recycling: Zone 8	23	24 <b>Happy Holidays!</b>
25 <b>Reminder: In a snow emergency there is <u>no</u> parking on Township streets!</b>	26  <b>Closed in Observance of Christmas</b>	27 ★ Recycling: Zone 1	28 ★ Recycling: Zone 2	29 ★ Recycling: Zone 3	30 ★ Recycling: Zone 4	31



# January 2017



Sunday	Monday	Tuesday	Wednesday	Thursday	Friday	Saturday
1	2  Closed in Observance of New Year's Day	3 ★ Recycling: Zone 5	4 ★ Recycling: Zone 6	5 ★ Recycling: Zone 7	6 ★ Recycling: Zone 8	7
8 <div data-bbox="130 695 317 1026" style="border: 1px solid black; padding: 5px; width: fit-content;">Make sure your furnace has been inspected and serviced by a qualified professional</div>	9 ★ Recycling: Zone 1 ★ Christmas Tree Pickup: Zones 1 & 2	10 ★ Recycling: Zone 2 ★ Christmas Tree Pickup: Zones 3 & 4	11 ★ Recycling: Zone 3 ★ Christmas Tree Pickup: Zones 5 & 6	12 ★ Recycling: Zone 4 ★ Christmas Tree Pickup: Zones 7 & 8	13	14 
15	16 ★ Recycling: Zone 5	17 ★ Recycling: Zone 6	18 ★ Recycling: Zone 7	19 ★ Recycling: Zone 8	20	21 <div data-bbox="1480 945 2047 1096" style="border: 1px solid black; padding: 5px; text-align: center;">Reminder: In a snow emergency, there is <u>no</u> parking on Township streets!</div>
22	23  Closed in Observance of Martin Luther King Jr. Day	24 ★ Recycling: Zone 1 ★ Christmas Tree Pickup: Zones 1 & 2	25 ★ Recycling: Zone 2 ★ Christmas Tree Pickup: Zones 3 & 4	26 ★ Recycling: Zone 3 ★ Christmas Tree Pickup: Zones 5 & 6	27 ★ Recycling: Zone 4 ★ Christmas Tree Pickup: Zones 7 & 8	28
29	30 ★ Recycling: Zone 5	31 ★ Recycling: Zone 6	<div data-bbox="892 1364 1470 1550" style="border: 1px solid black; padding: 10px;">Christmas Tree Pickup Service will operate the weeks of January 9 &amp; 23</div>			



**TOWNSHIP OF TEANECK**  
 Municipal Building  
 818 Teaneck Road  
 Teaneck, NJ 07666

PRESORTED  
 STANDARD  
**U. S. POSTAGE PAID**  
 S. HACKENSACK, NJ  
 PERMIT NO. 757

**Postal Customer  
 ECRWSS**

## TOWNSHIP COUNCIL

Lizette P. Parker, *Mayor* .....lparker@teanecknj.gov  
 Elie Y. Katz, *Deputy Mayor* ..... katz07666@teanecknj.gov  
 Jason Castle, *Councilmember* ..... jcastle@teanecknj.gov  
 Mohammed Hameeduddin, *Councilmember* ..... m.hameed@teanecknj.gov  
 Henry J. Pruitt, *Councilmember* ..... hpruitt@teanecknj.gov  
 Mark Schwartz, *Councilmember* ..... mschwartz@teanecknj.gov  
 Alan Sohn, *Councilmember* ..... asohn@teanecknj.gov

## TEANECK MUNICIPAL SERVICE DIRECTORY (201) 837-1600 (for Emergencies, call 911)

Manager’s Office: .....William Broughton, MAS, CPM, RMC, Township Manager ..... twspmanager@teanecknj.gov  
 Assessor’s Office: .....James R. Tighe, CTA, SCGRE, Assessor ..... assessor@teanecknj.gov  
 Building Department: .....Steven M. Gluck, R.A., Construction Official/Zoning Officer ..... building@teanecknj.gov  
 Clerk’s Office: .....Issa Abbasi, MPA, Acting Clerk ..... clerk@teanecknj.gov  
 Engineering Department: .....Farah Gilani, PE, PP, CME, Township Engineer ..... engineering@teanecknj.gov  
 Finance Department: .....Christine Brown, CPA, RMA, Chief Financial Officer ..... finance@teanecknj.gov  
 Fire Department 201-808-8080: .....Anthony Verley, Fire Chief ..... averley@teanecknj.gov  
 Health & Human Services Department: ..Kenneth Katter, M.A., CPM, Health Officer ..... health@teanecknj.gov  
 Library 201-837-4171: .....Michael D. McCue, MLS, Library Director ..... mccue@bccls.org  
 Municipal Court: .....Court Administrator ..... court@teanecknj.gov  
 Police Department 201-837-2600: .....Robert Carney, Chief of Police ..... rcarney@teaneckpolice.org  
 Public Works Department: .....Fran Wilson, CPWM, CRP, Director of Public Works ..... dpw@teanecknj.gov  
 Purchasing Department: .....Kevin J. Lynch, MBA, QPA, Purchasing Agent ..... purchasing@teanecknj.gov  
 Recreation Department 201-837-7130: ...Glenna D. Crockett, CPRP, R.A., Superintendent of Recreation ..... recreation@teanecknj.gov

## HOURS OF OPERATION

**MUNICIPAL BUILDING:**

Monday, Wednesday, Thursday & Friday 8 a.m. to 5:15 p.m.;  
 Tuesday: 8 a.m. to 7 p.m.

**DEPARTMENT OF PUBLIC WORKS:**

Monday through Friday 7 a.m. to 3 p.m.

**RECYCLING DEPOT HOURS:**

Friday, Saturday and Sunday 7 a.m. to 2:45 p.m.

**RECREATION DEPARTMENT (main office):**

Monday, Wednesday, Thursday & Friday 8 a.m. to 5:15 p.m.;  
 Tuesday: 8 a.m. to 7 p.m.

**POLICE AND FIRE DEPARTMENTS:**

Open 24 hours



**Scan the QR code to  
 visit our website!**



Township Manager William Broughton wishes to thank the “Teaneck Times” Committee: Director of Public Works/ Recycling Coordinator Fran Wilson, Issa Abbasi, Glenna Crockett, Samantha Jackson, June Whyard, and Helen Zbierski.